

Positive feedback

Instructions

How this activity supports learning

Students benefit from knowing what they have done well and how they can improve. This activity is designed to:

- reward students for what they are doing well in a specific area of their learning
- give them focused feedback on what they can do to improve their performance.

For more on **giving positive feedback**, see page 20 of *Effective feedback*: www.oup.com/elt/expert



Classroom instructions

Use this activity when students have completed a task. For each student prepare the preferred sheet: *Two stars and a wish* or *Medals and missions*. Fill in the points under the heading 'What were we trying to learn?' Then write comments on what the student did well next to the stars/medals, and write specific tips for improvement in the wish/mission box. Hand the sheets out to the students.

Variations

It is worth keeping a separate record of students' wishes/missions so that you can reward their successful completion with stars/medals in later lessons.

Once you have done this activity a few times, you can also involve learners more by asking them to make their own suggestions for improvements so they can take more responsibility for their progress.

Effective feedback: The key to successful assessment for learning

Two stars and a wish Example

Name: Rashid Qureshi Date: 14 April 2019

Task: Writing

What were we trying to learn?

1. Making sentences with 'and' and 'but'

2. Using adjectives to describe family

Stars

 lots of different adjectives!
which gave a lot of information

 three sentences using 'and'

Wish

 Think of something both your mum and dad have that's different (e.g. dark hair, fair hair).
Can you make one sentence using 'but'?

© Oxford University Press

Effective feedback: The key to successful assessment for learning

Medals and missions Example

Name: Teresa Fuentes Martinez Date: 30 March 2019


Task: Speaking (conversation)


What were we trying to learn?

1. Describing what you did at the weekend

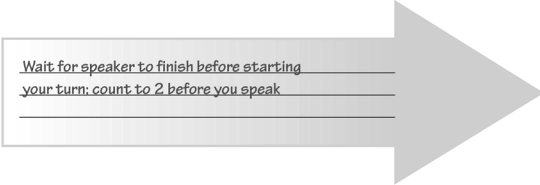
2. Asking your friend about their weekend

Medals

 nice long answers to your friend's questions.
which gave a lot of information

 good eye contact

Mission

 Wait for speaker to finish before starting your turn; count to 2 before you speak

© Oxford University Press

Two stars and a wish

Name: _____ Date: _____

Task: _____

What were we trying to learn?

Stars







Two stars and a wish

Name: _____ Date: _____

Task: _____

What were we trying to learn?

Stars







Medals and missions

Name: _____ Date: _____

Task: _____


What were we trying to learn?

Medals





Mission



Medals and missions

Name: _____ Date: _____

Task: _____

What were we trying to learn?

Medals





Mission

